

Ferintosh

Welcome

Welcome to our community. We hope the information contained within this profile is useful. If additional information is required, please contact our representative from the "Key Contacts" section.

Area Overview

Located on the east bank of Little Beaver Lake, the Village of Ferintosh is one of the most attractive villages for miles around. In the winter, the lake provides an excellent cross-country skiing area and a great spot for snowmobiling. During summer months, canoeing, sailing, picnicking or just enjoying nature is the order of the day. The name "Ferintosh" was proposed by a local resident by the name of Dr. J.R. McLeod, who was a member of the first Legislature in Alberta in 1905. The Village was named after Ferintosh Ross [now Highland] in Scotland.

Location

The Village of Ferintosh is located in the County of Camrose. Ferintosh is 35 kmsouth of Camrose and 107 kmsouth of Edmonton.

Economic Base

Ferintosh's economic base is agriculture, coal, and oil & gas. Resources available locally are coal, oil, sulphur, clay, bentonite, natural gas, salt and sand/gravel.

Economic Facts

Major Businesses/Products/Services Battle River Gas Co-op Ltd. Ferintosh General Store Ferintosh Hotel Financial Institutions Alberta Treasury Branch

Utilities

Electrical Power TransAlta Utilities Corporation Box 579 Bashaw, Alberta T0B 0H0 Tel: 780-372-3821 Natural Gas Battle River Gas Co-op Box 129 Ferintosh, Alberta T0B 1M0 Tel: 780-877-3740 Telephone Alberta Government Telephones Ltd. Edmonton Business Office 100220-100 St Edmonton, Alberta T5J 0N5 Tel: 780-493-4400 Water Supply Ferintosh's water supply is from the Little Beaver Lake. Waste Management Sewage treatment is by lagoon, 2 long detention.

Taxation

Mll Rates [1994] Residential - Public 39.40 Residential - Separate NA Non-Residential - Public 44.30 Non-Residential - Separate NA

Transportation

Air Services The nearest airport is at Camrose, 37 km north of Ferintosh. The nearest commercial and air freight services are at Edmonton, 107 km north of the Village. Rail Services Ferintosh is served by a Canadian National Railway secondary main line. Spur trackage is available. Highways The main connecting highway is Highway 21, leading north to Camrose and Edmonton, and south to Bashaw. Trucking Firms Holts Trucking Bus Services Inter-community buses are regularly scheduled. Couriers and Taxis Loomis and Purolator Couriers

Community Lifestyle

Recreation Ferintosh is located on the east bank of Little Beaver Lake. In the winter, the lake provides an excellent cross-country skiing area and a great spot for snowmobiling. During summer months, canoeing, sailing, picnicking or just enjoying nature is the order of the day. Local recreation facilities include a seniors drop-in centre, campgrounds, curling rink, baseball diamonds and playgrounds. Community Organizations Community organizations include the Curling Club, Ferintosh and District Recreational Association, the Little Beaver Hi-You Seniors, and the Ferintosh Community Club. Religious Services United Church of Canada Special Annual Events/Attractions The Friends of Fridhem are restoring the Fridhem Baptist Church, a rare example of an early baptist church built by Swedish homesteaders. The building will be used to interpret Swedish rural heritage. An annual Farmers' Day is held in June, and an annual Horticulture Show is held in August. Hospitality Accommodation Ferintosh Hotel Restaurants NA

Education

Ferintosh is part of the Battle River Regional Division #31, headquartered in Camrose [Tel: 780-672-6131]. Students in Ferintosh are bussed to New Norway School [1-12], in New Norway, 11 km north of the Village. Daycare/Nursery NA Public NA Separate NA Private NA

Post Secondary

Ferintosh residents have access to nearby post-secondary institutions such as Red Deer Community College [Red Deer], Olds Agricultural College [Olds], and Augustana University [Camrose].

Health Care

Ferintosh residents are served by the St. Mary's Hospital, a 117-bed acute care hospital based in Camrose [37 km north].

Emergency Services

Fire Protection Ferintosh is served by a volunteer fire fighting force [Tel: 780-877-3967]. Police Services Ferintosh is served by the Bashaw detachment of the Royal Canadian Mounted Police [RCMP] [Tel: 780-372-3593]. Ambulance Services Ambulance service is provided from Camrose [Tel: 780-672-5115] and Bashaw [Tel: 780-372-3731].

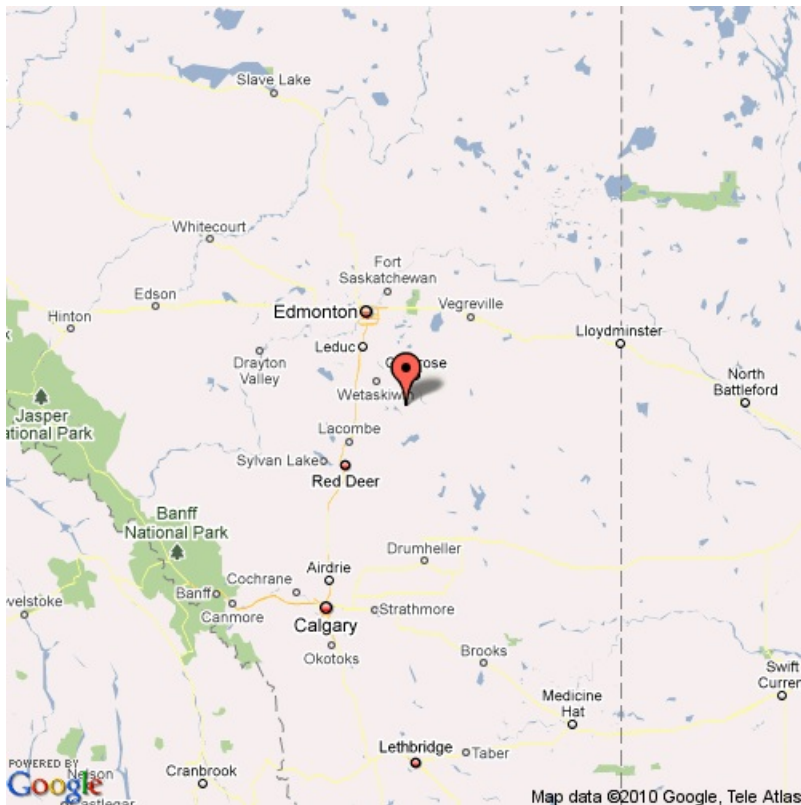
Community Services

Municipal Village of Ferintosh Box 160 Ferintosh, Alberta T0B 1M0 Tel: 780-877-3767 Public Library Provincial NA Federal Canada Post

Key Contacts

Municipal Village of Ferintosh Box 160 Ferintosh, Alberta T0B 1M0 Tel: 780-877-3767 Frank Jackson Mayor Myrna Fankhanel Administrator Provincial (Updated May 2001) Alberta Economic Development Allan Walkey, Regional Manager al.walkey@gov.ab.ca Dale Beddoes, Client Services Representative dale.beddoes@gov.ab.ca 5005 - 49 Street Camrose, Alberta T4V 1N5 Tel: 780-679-1235 Fax: 780-679-1250 Hon. Halvar Jonson Minister of International and Intergovernmental Relations Member of the Legislative Assembly [MLA] Ponoka-Rimbey Constituency 228 Legislature Building 10800 - 97 Avenue Edmonton, Alberta T5K 2B6 Tel: 780-427-2585 Fax: 780-422-9023 Federal (Updated May 2001) Kevin Sorenson Member of Parliament [MP] Crowfoot Constituency House of Commons Ottawa, Ontario K1A 0A6 Tel: 613-947-4608 Fax: 613-947-4611 Constituency Office: Box 308 Killam, Alberta T0B 2L0 Tel: 780-385-7080 Fax: 780-385-7083

Google Map



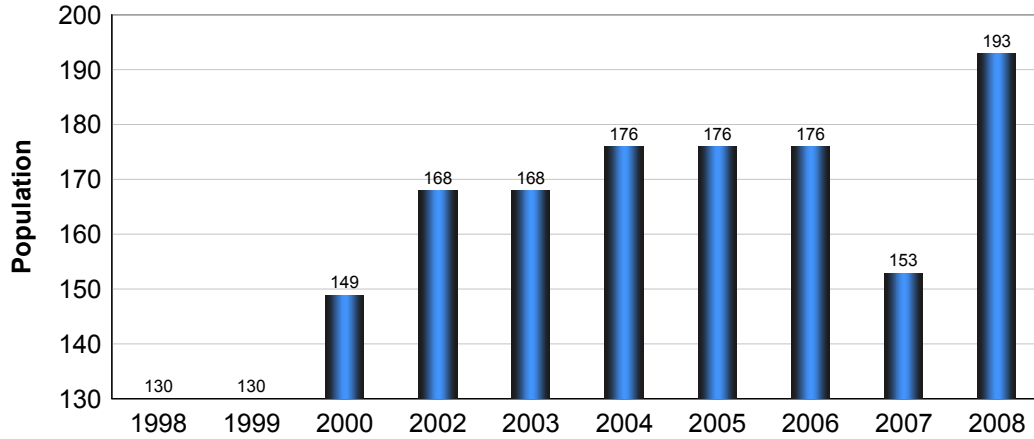
Disclaimer: Information in this profile has been provided from a variety of external sources. AlbertaFirst.com Ltd. provides this template, and each community posts their own content within the template. If you find inaccuracies or information you feel needs changing, please contact the community directly. Although every effort has been made to ensure the accuracy, currency and reliability of the content and data, AlbertaFirst.com Ltd. accepts no responsibility in this regard.

©AlbertaFirst.com Ltd., 2010.

A chart or table in this Profile may be blank. This will occur if there was no data available for that community for the specified time period

Municipal Population

Total Population - Ferintosh

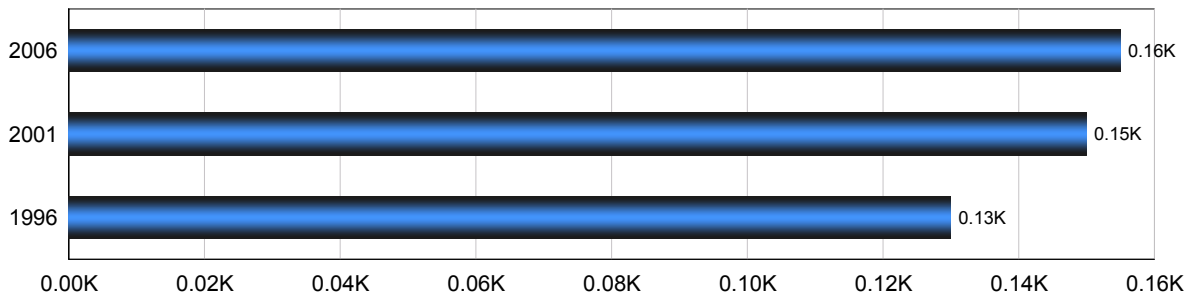


Year	Community Growth	Alberta Growth
2008	26.14%	2.37%
2007	(13.07)%	3.39%
2006	0.00%	1.95%
2005	0.00%	3.91%
2004	4.76%	0.95%
2003	0.00%	1.34%
2001	12.75%	4.02%
2000	14.62%	2.15%
1999	0.00%	3.24%
1998	0.00%	1.33%

Source: Statistics Canada 2007.
 Ferintosh, Alberta. 2006 Community Profiles. 2006 Census.
 Statistics Canada Catalogue no. 92-591-XWE. Ottawa. Released March 13, 2007.

Population

Total Population - Ferintosh

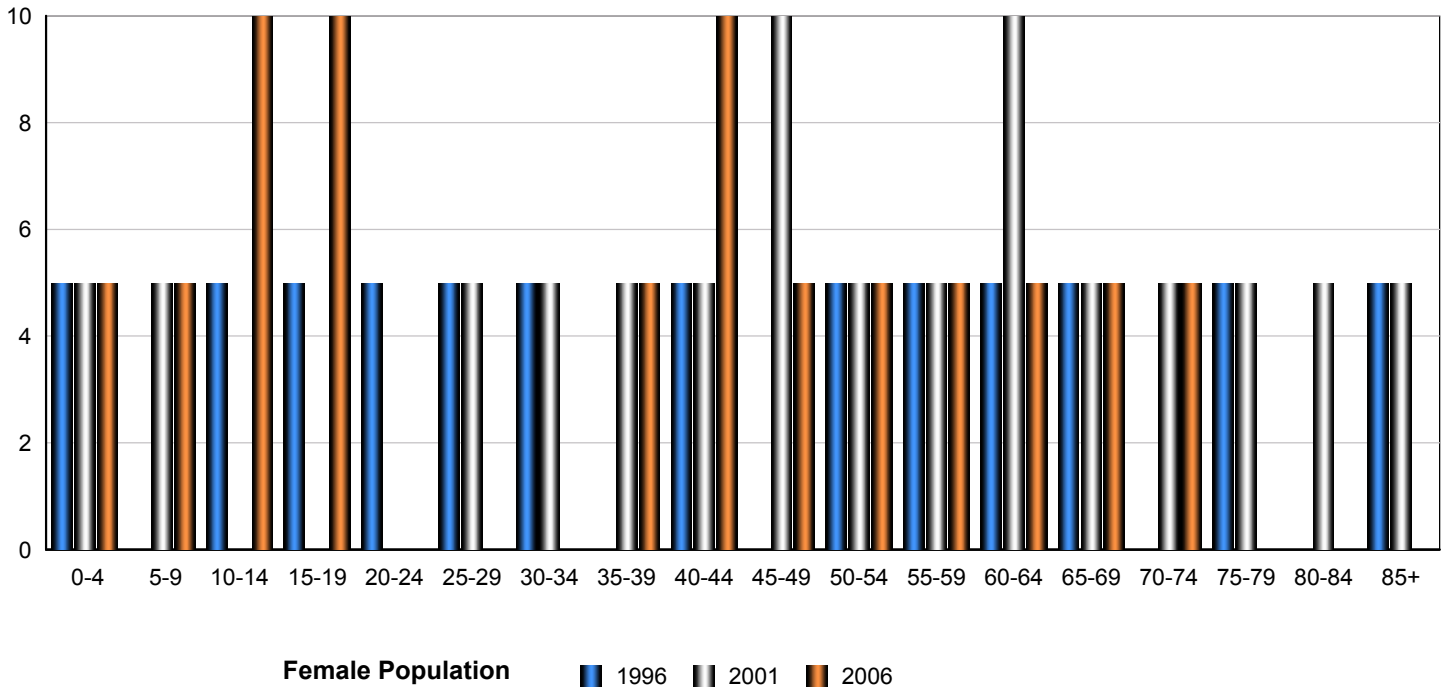


Census Year	Total Population	% Change
2006	155	2.00%
2001	150	15.40%
1996	130	13.00%

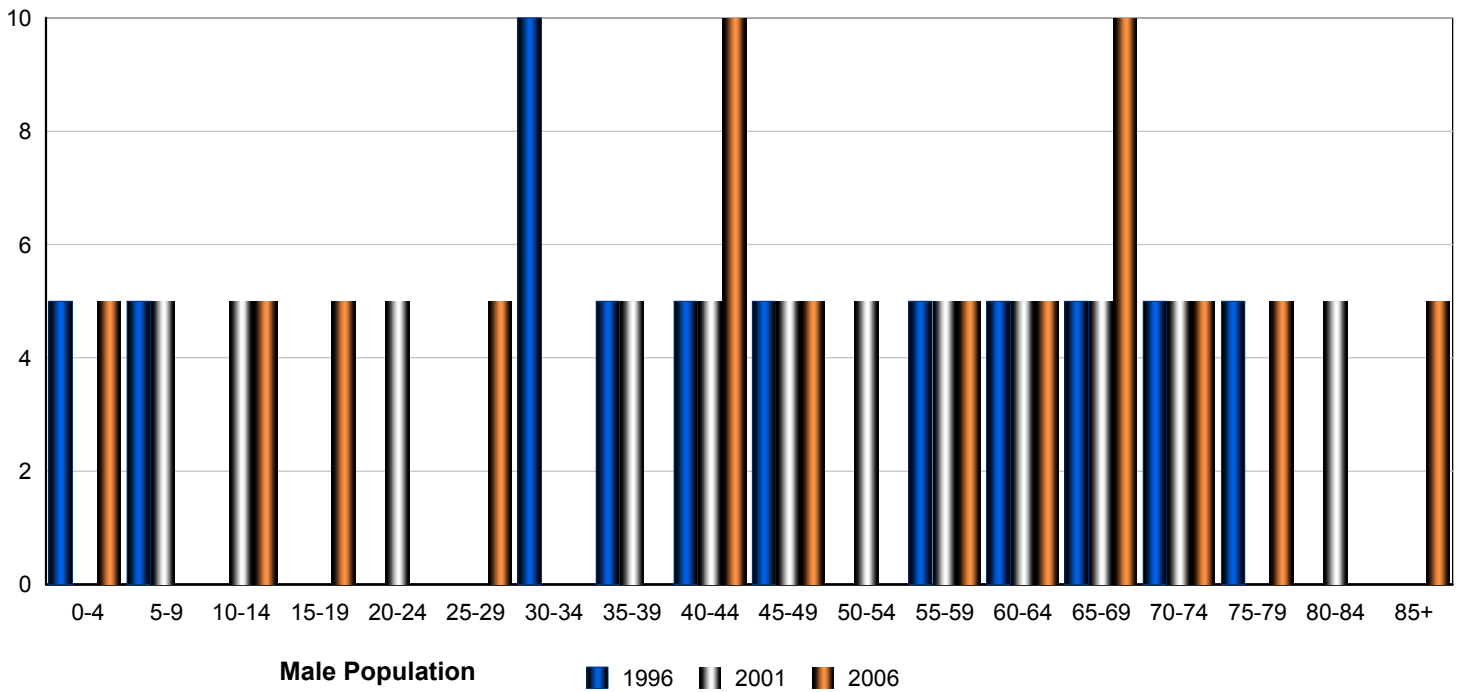
Source: Statistics Canada 2007.
 Ferintosh, Alberta. 2006 Community Profiles. 2006 Census.
 Statistics Canada Catalogue no. 92-591-XWE. Ottawa. Released March 13, 2007.

Total Population by Gender and Age - Ferintosh

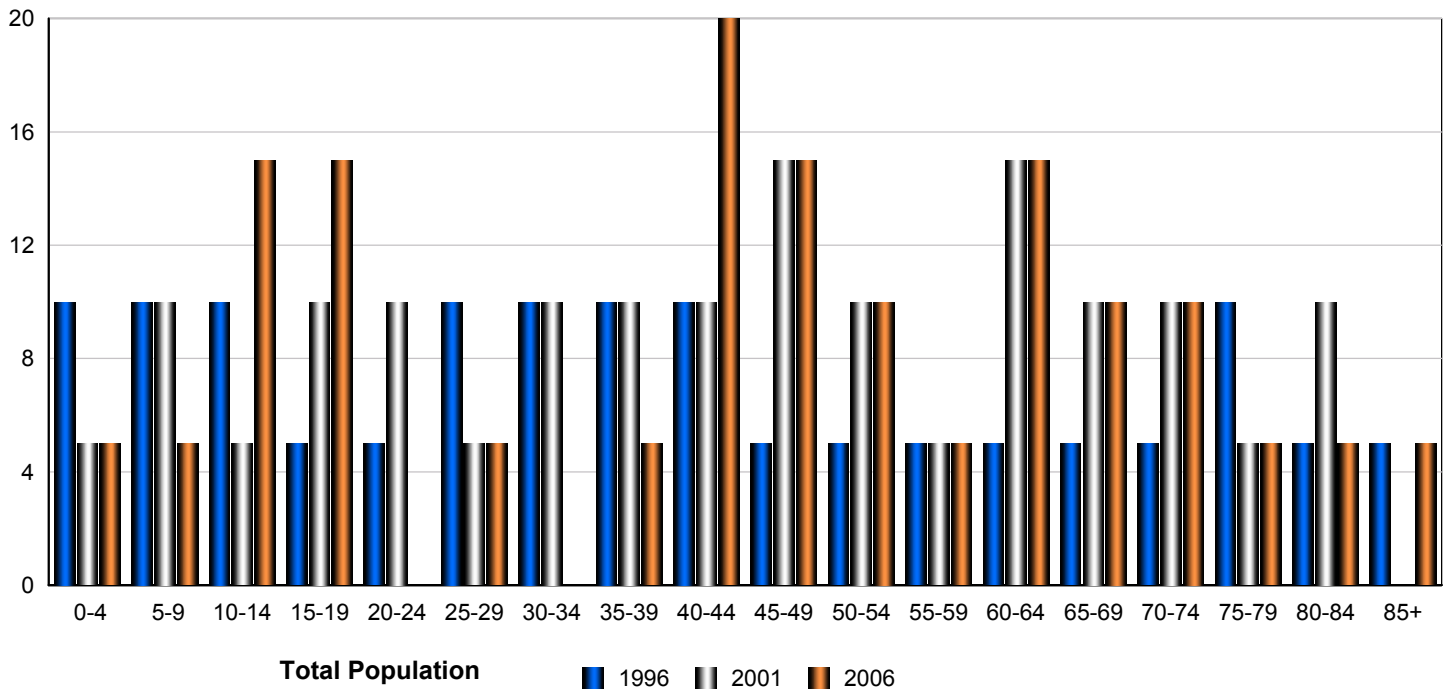
Census Population by Gender - Ferintosh



Census Population by Gender - Ferintosh



Census Population by Gender - Ferintosh



	Male			Female			Total		
	2006	2001	1996	2006	2001	1996	2006	2001	1996
0-4	5	0	5	5	5	5	10	5	10
5-9	0	5	5	5	5	0	5	10	5
10-14	5	5	0	10	0	5	15	5	5
15-19	5	0	0	10	0	5	15	0	5
20-24	0	5	0	0	0	5	0	5	5
25-29	5	0	0	0	5	5	5	5	5
30-34	0	0	10	0	5	5	0	5	15
35-39	0	5	5	5	5	0	5	10	5
40-44	10	5	5	10	5	5	20	10	10
45-49	5	5	5	5	10	0	10	15	5
50-54	0	5	0	5	5	5	5	10	5
55-59	5	5	5	5	5	5	10	10	10
60-64	5	5	5	5	10	5	10	15	10
65-69	10	5	5	5	5	5	15	10	10
70-74	5	5	5	5	5	0	10	10	5
75-79	5	0	5	0	5	5	5	5	10
80-84	0	5	0	0	5	0	0	10	0
85-89	5	0	0	0	5	5	5	5	5
Total	70	60	60	75	85	65	145	145	125

Source: Statistics Canada 2007.
 Ferintosh, Alberta. 2006 Community Profiles. 2006 Census.
 Statistics Canada Catalogue no. 92-591-XWE. Ottawa. Released March 13, 2007.

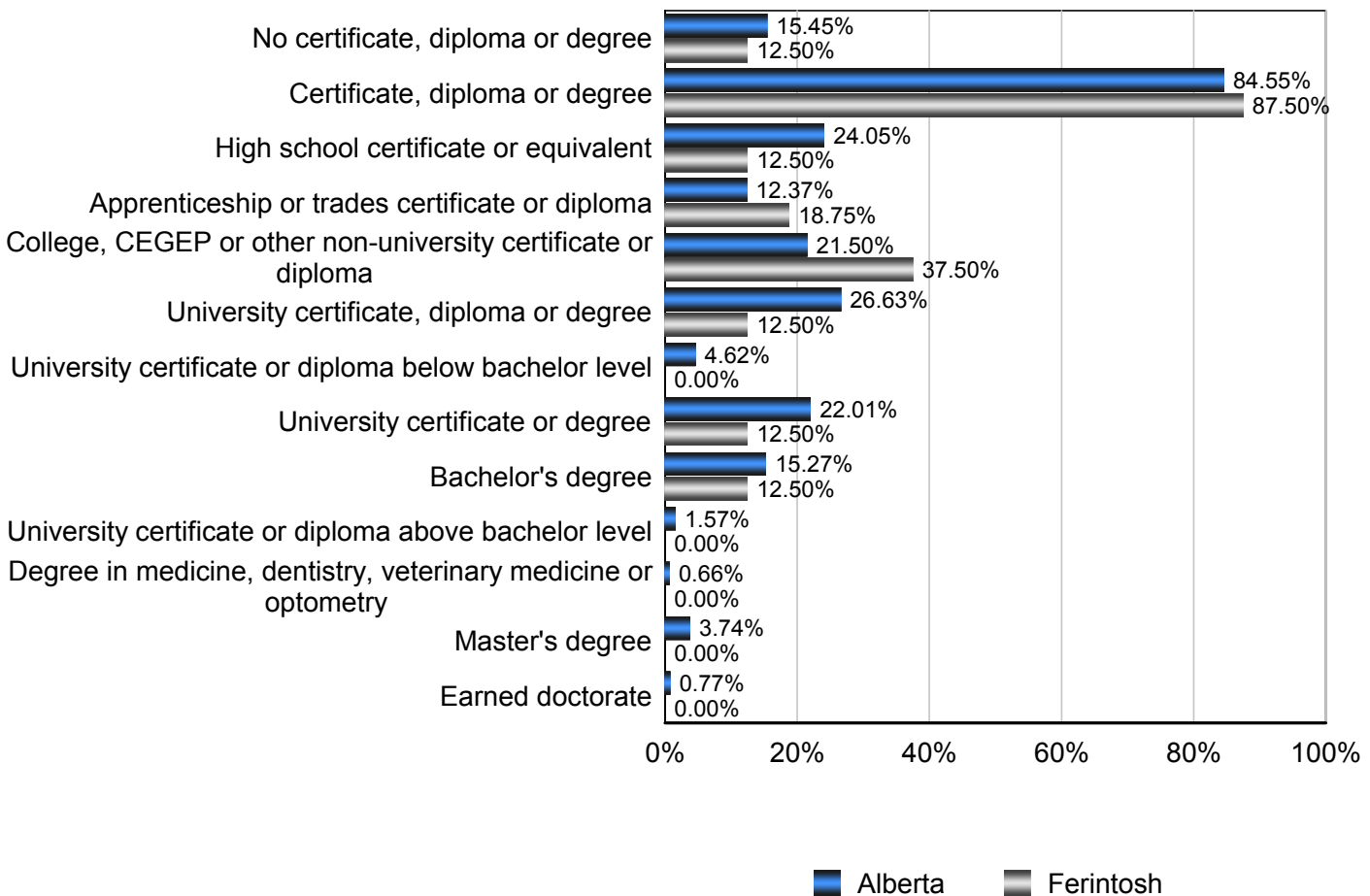
Education Statistics

Highest Level of Schooling, Population Aged 25-64 - Ferintosh (2006)

% of Population Aged 25-64

Highest Level of Schooling	Ferintosh	Alberta
No certificate, diploma or degree	12.50%	15.45%
Certificate, diploma or degree	87.50%	84.55%
High school certificate or equivalent	12.50%	24.05%
Apprenticeship or trades certificate or diploma	18.75%	12.37%
College, CEGEP or other non-university certificate or diploma	37.50%	21.50%
University certificate, diploma or degree	12.50%	26.63%
University certificate or diploma below bachelor level	0.00%	4.62%
University certificate or degree	12.50%	22.01%
Bachelor's degree	12.50%	15.27%
University certificate or diploma above bachelor level	0.00%	1.57%
Degree in medicine, dentistry, veterinary medicine or optometry	0.00%	0.66%
Master's degree	0.00%	3.74%
Earned doctorate	0.00%	0.77%

Amount by Which the Highest Level of Schooling - Ferintosh vs Provincial Average (2006)



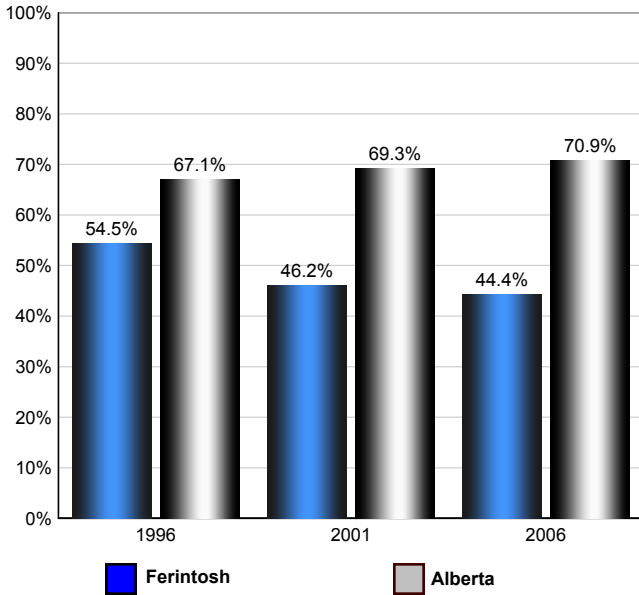
Source: Statistics Canada 2007.

Alberta, Alberta. 2006 Community Profiles. 2006 Census. Statistics Canada Catalogue no. 92-591-XWE. Ottawa. Released March 13, 2007.

Labour Force

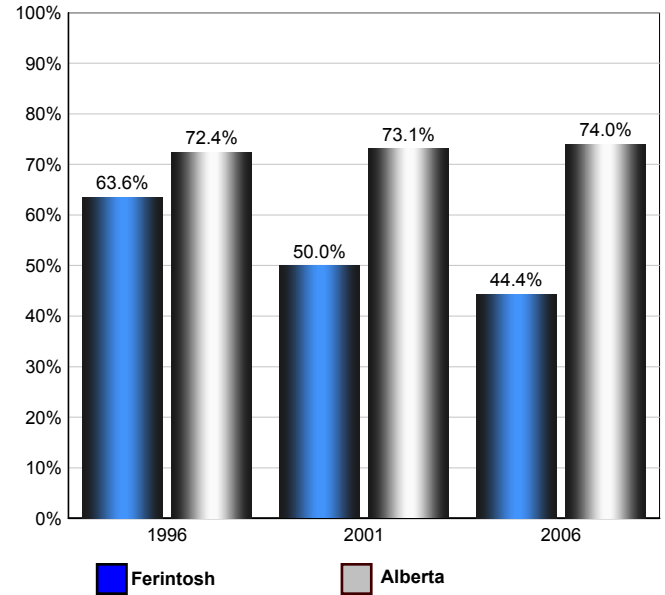
Annual Labour Force Activity Rates - Ferintosh vs Alberta

Employment Rate



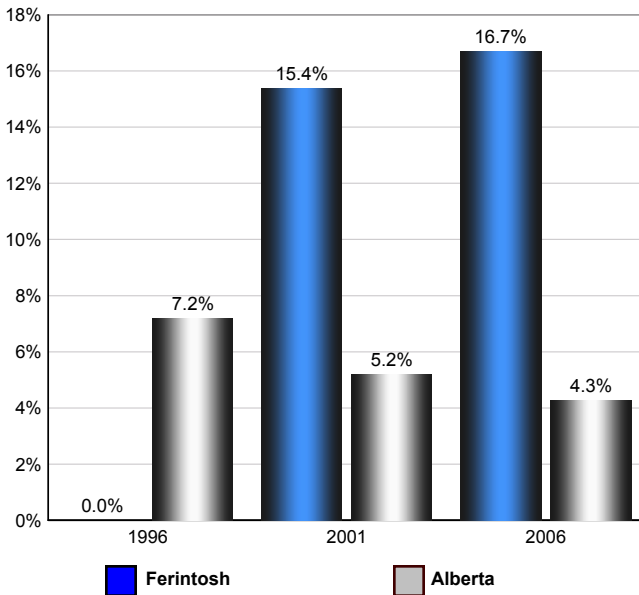
The Employment Rate is calculated by dividing the total employed by the total population 15 and over

Participation Rate



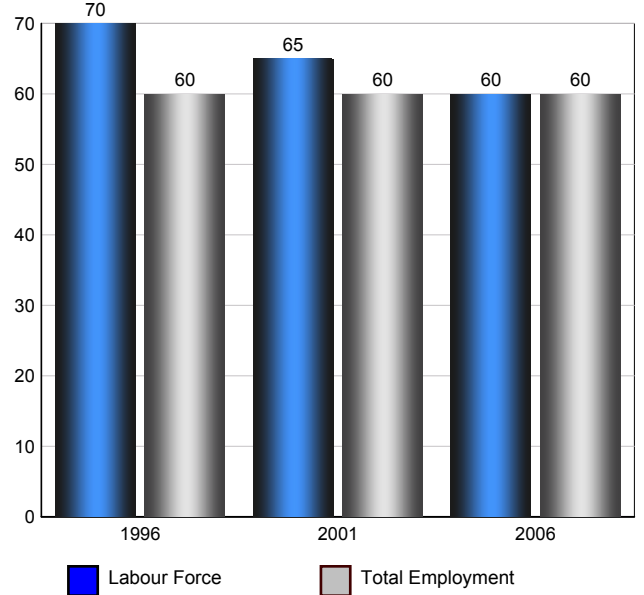
The Participation rate is calculated by summing together the number employed and unemployed and dividing the result by the total population aged 15 and over

Unemployment Rate



The Unemployment rate is calculated by dividing the total number of persons in the labour force that are reported as being unemployed by the total labour force.

Ferintosh Labour Force and Total Employment (Age 15)



Source: Statistics Canada 2007. Ferintosh, Alberta. 2006 Community Profiles. 2006 Census. Statistics Canada Catalogue no. 92-591-XWE. Ottawa. Released March 13, 2007.

Labour Force Age 15+ - Ferintosh (2006)

Industry by Gender

Industry	Males	Females	Total
Agriculture, Forestry, Fishing and Hunting	0	0	0
Mining, Oil and Gas Extraction	0	0	0
Utilities	0	0	0
Construction	25	10	35
Manufacturing	0	0	0
Wholesale Trade	0	0	0
Retail Trade	0	0	0
Transportation and Warehousing	0	15	15
Information and Cultural Industries	0	0	0
Finance and Insurance	0	0	0
Real Estate, Rental and Leasing	0	0	0
Professional, Scientific and Technical Services	0	0	0
Management of Companies and Enterprises	0	0	0
Administrative and Support, Waste Management and Remediation Services	0	0	0
Educational services	0	0	0
Health care and social assistance	0	0	0
Arts, Entertainment and Recreation	0	0	0
Accommodation and Food Services	0	10	10
Other Services (except Public Administration)	0	0	0
Public Administration	0	0	0
Total	25	35	60

Source: Statistics Canada 2007.
 Ferintosh, Alberta. 2006 Community Profiles. 2006 Census.
 Statistics Canada Catalogue no. 92-591-XWE. Ottawa. Released March 13, 2007.

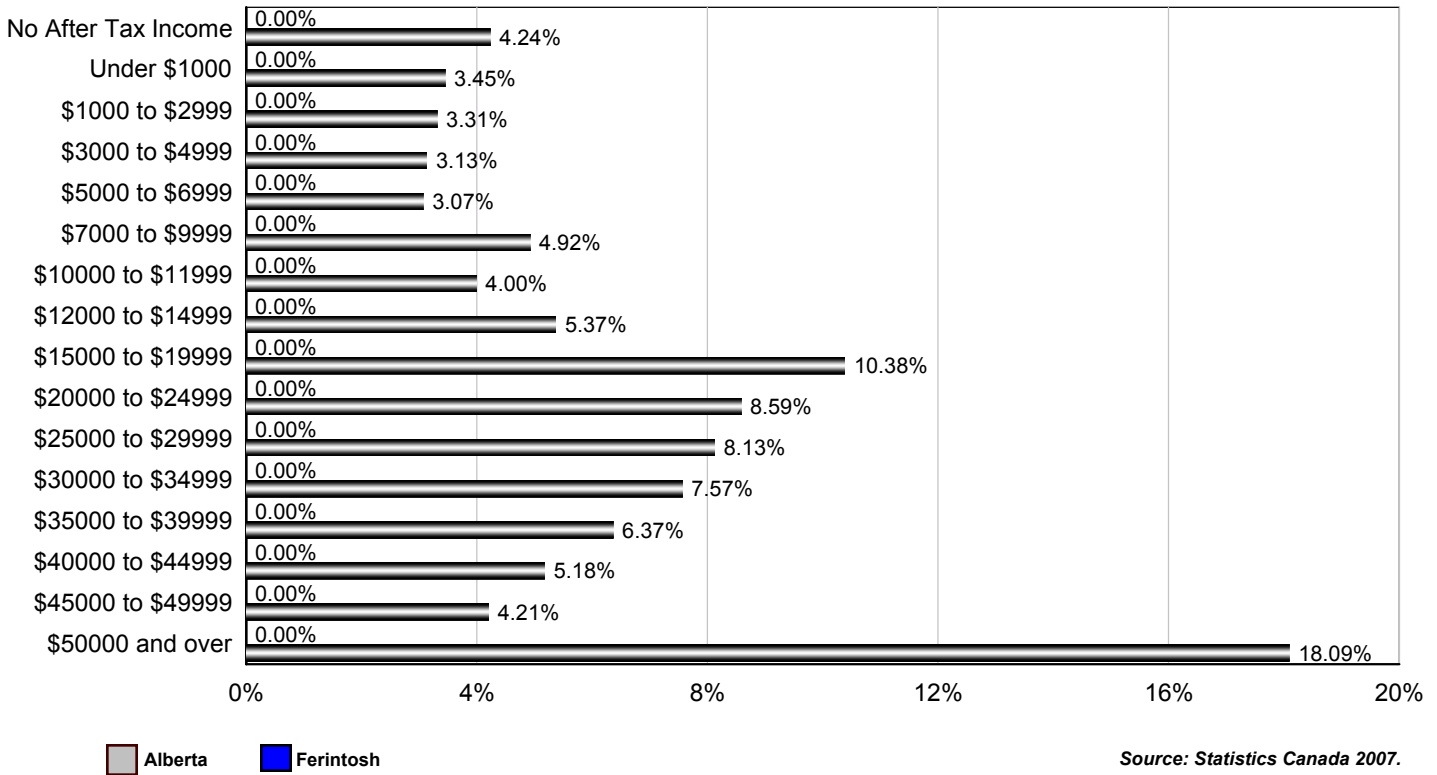
Occupation by Gender

Occupation	Males	Females	Total
Management Occupations	0	0	0
Business, Finance and Administration Occupations	0	10	10
Natural and Applied Sciences and Related Occupations	0	0	0
Health Occupations	0	0	0
Occupations in Social Science, Education, Government Service	10	0	10
Occupations in Art, Culture, Recreation and Sport	0	0	0
Sales and Service Occupations	0	10	10
Trades, Transport and Equipment Operators and Related Occupations	25	10	35
Occupations Unique to Primary	0	0	0
Occupations Unique to Processing, Manufacturing and Utilities	0	0	0
Total	35	30	65

Source: Statistics Canada 2007.
 Ferintosh, Alberta. 2006 Community Profiles. 2006 Census.
 Statistics Canada Catalogue no. 92-591-XWE. Ottawa. Released March 13, 2007.

Income

Percent of Population 15+ by Income Bracket - Ferintosh vs Alberta (2005)



Source: Statistics Canada 2007.
 Ferintosh, Alberta. 2006 Community Profiles. 2006 Census.
 Statistics Canada Catalogue no. 92-591-XWE. Ottawa. Released March 13, 2007.

Population 15+ by Total After Tax Income - Ferintosh (2005)

	Males	Females	Total
Without After-Tax Income	0	0	0
Under \$1,000	0	0	0
\$1,000 to \$2,999	0	0	0
\$3,000 to \$4,999	0	0	0
\$5,000 to \$6,999	0	0	0
\$7,000 to \$9,999	0	0	0
\$10,000 to \$11,999	0	0	0
\$12,000 to \$14,999	0	0	0
\$15,000 to \$19,999	0	0	0
\$20,000 to \$24,999	0	0	0
\$25,000 to \$29,999	0	0	0
\$30,000 to \$34,999	0	0	0
\$35,000 to \$39,999	0	0	0
\$40,000 to \$44,999	0	0	0
\$45,000 to \$49,999	0	0	0
\$50,000 and over	0	0	0
Total	0	0	0

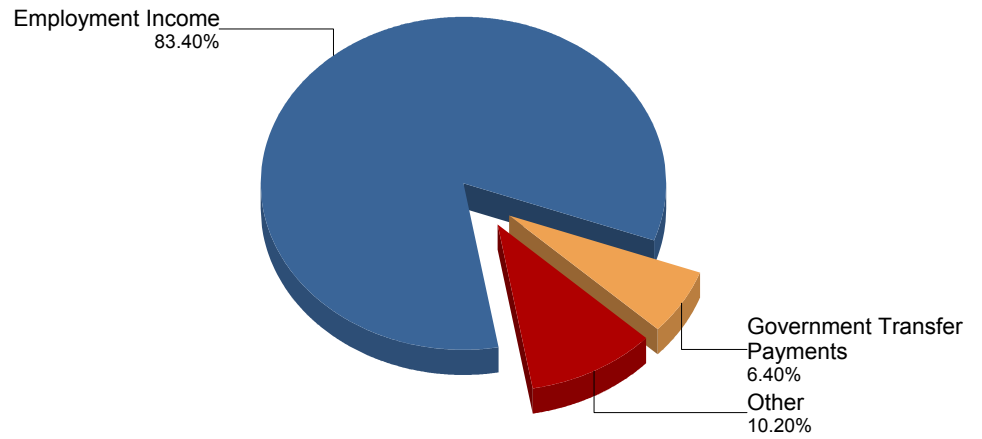
Due to rounding consolidating the shown income brackets may lead to errors. Such errors would be most pronounced for small communities.

Source: Statistics Canada 2007.
 Ferintosh, Alberta. 2006 Community Profiles. 2006 Census.
 Statistics Canada Catalogue no. 92-591-XWE. Ottawa. Released March 13, 2007.

Composition of Family Income for Economic Families - Ferintosh vs Alberta (2005)

Ferintosh

Alberta



Economic family total income - The total income of an economic family is the sum of the total incomes of all members of that family.

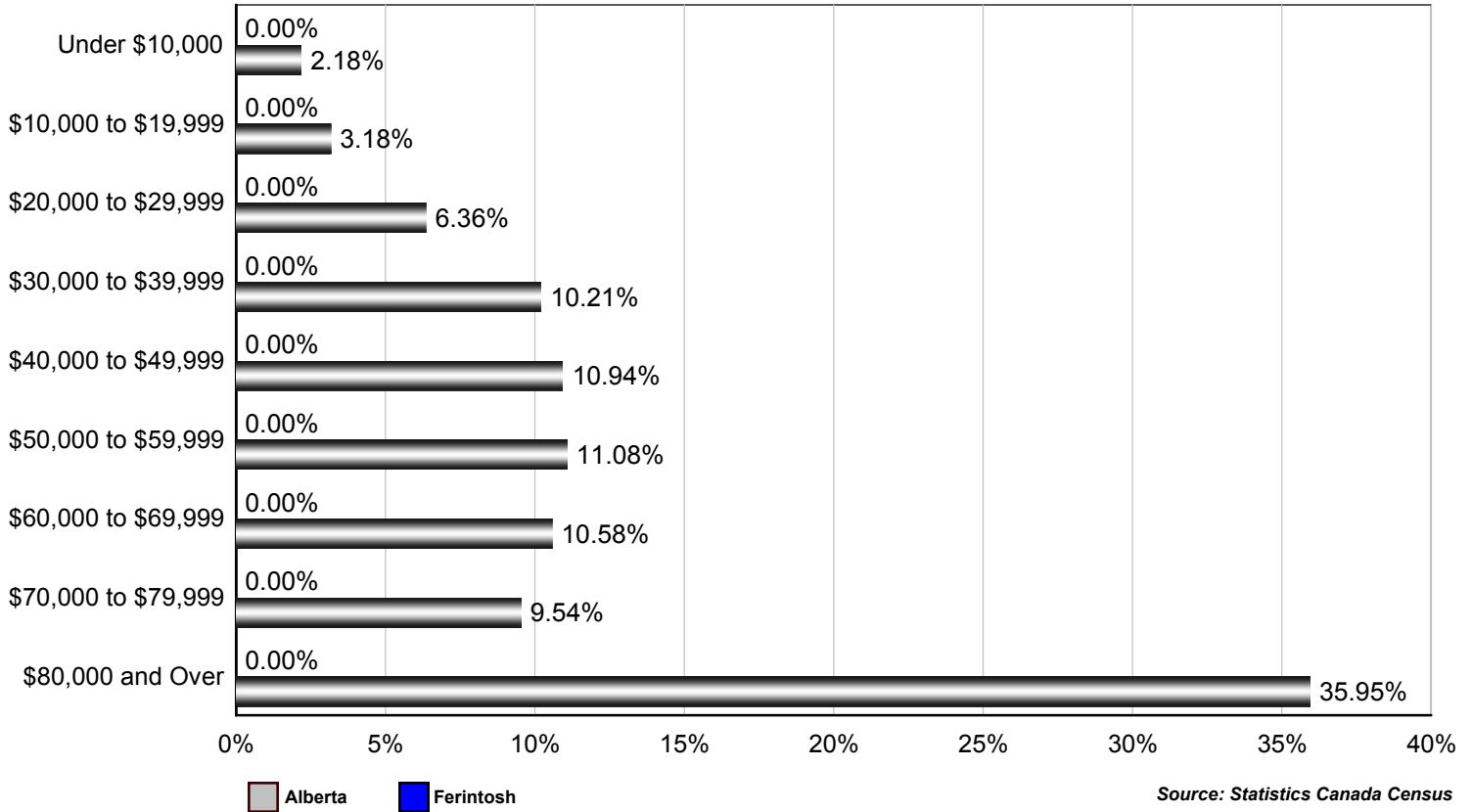
*Source: Statistics Canada 2007.
Ferintosh, Alberta. 2006 Community Profiles. 2006 Census.
Statistics Canada Catalogue no. 92-591-XWE. Ottawa. Released March 13, 2007.*

Population 15+ With Employment Earnings - Ferintosh (2005)

	Males	Females	Total
Earnings - As a % of total Earnings	0%	0%	0%
Median Employment Earnings	\$0	\$0	\$0
Average Employment Earnings	\$0	\$0	\$0

*Source: Statistics Canada 2007.
Ferintosh, Alberta. 2006 Community Profiles. 2006 Census.
Statistics Canada Catalogue no. 92-591-XWE. Ottawa. Released March 13, 2007.*

Percent of Total Economic Families by After-tax Income Brackets - Ferintosh vs Alberta (2005)



Number of Economic Families by After-tax Income Brackets - Ferintosh (2005)

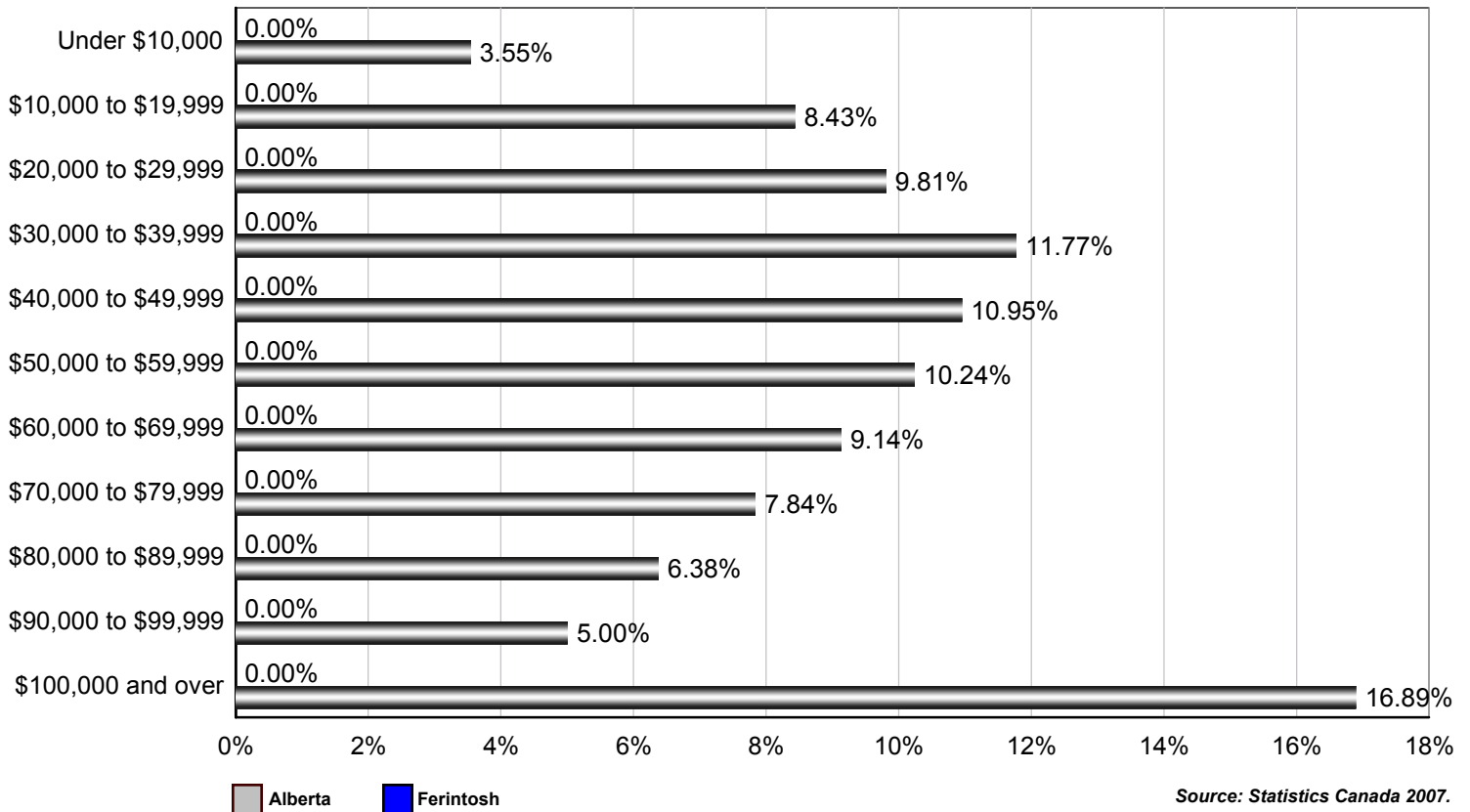
	Number of Families
Under \$10,000	0
\$10,000 to \$19,999	0
\$20,000 to \$29,999	0
\$30,000 to \$39,999	0
\$40,000 to \$49,999	0
\$50,000 to \$59,999	0
\$60,000 to \$69,999	0
\$70,000 to \$79,999	0
\$80,000 and over	0
Total	0

	Family Income
Median After-Tax Family Income	\$0
Average After-Tax Family Income	\$0

Due to rounding consolidating the shown income brackets may lead to errors. Such errors would be most pronounced for small communities.

Source: Statistics Canada 2007.
 Ferintosh, Alberta. 2006 Community Profiles. 2006 Census.
 Statistics Canada Catalogue no. 92-591-XWE. Ottawa. Released March 13, 2007.

Percent of Total Private Households by After-tax Income Brackets - Ferintosh vs Alberta (2005)



Source: Statistics Canada 2007.
 Ferintosh, Alberta. 2006 Community Profiles. 2006 Census.
 Statistics Canada Catalogue no. 92-591-XWE. Ottawa. Released March 13, 2007.

Number of Private Households by After-tax Income Brackets - Ferintosh (2005)

	Number of Families
Under \$10,000	0
\$10,000 to \$19,999	0
\$20,000 to \$29,999	0
\$30,000 to \$39,999	0
\$40,000 to \$49,999	0
\$50,000 to \$59,999	0
\$60,000 to \$69,999	0
\$70,000 to \$79,999	0
\$80,000 to \$89,999	0
\$90,000 to \$99,999	0
\$100,000 and Over	0
Total	0

	Family Income
Median After-Tax Family Income	\$0
Average After-Tax Family Income	\$0

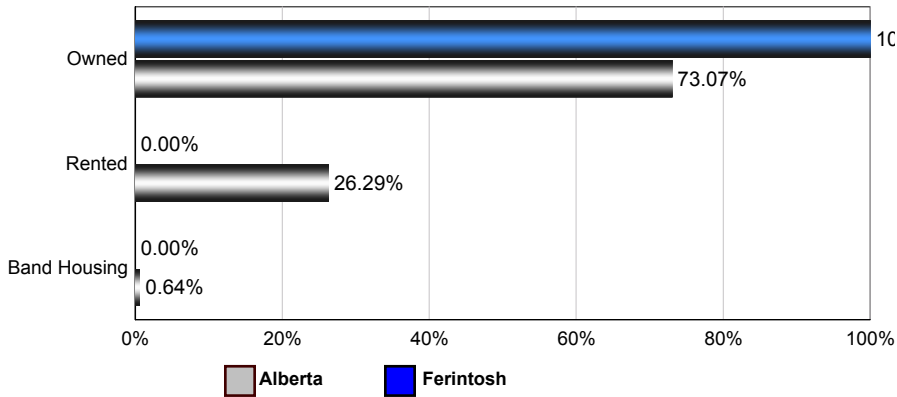
Due to rounding consolidating the shown income brackets may lead to errors. Such errors would be most pronounced for small communities.

Source: Statistics Canada Census

Dwellings

Number of Occupied Private Dwellings by Ownership - Ferintosh

Ferintosh vs Alberta (2006)



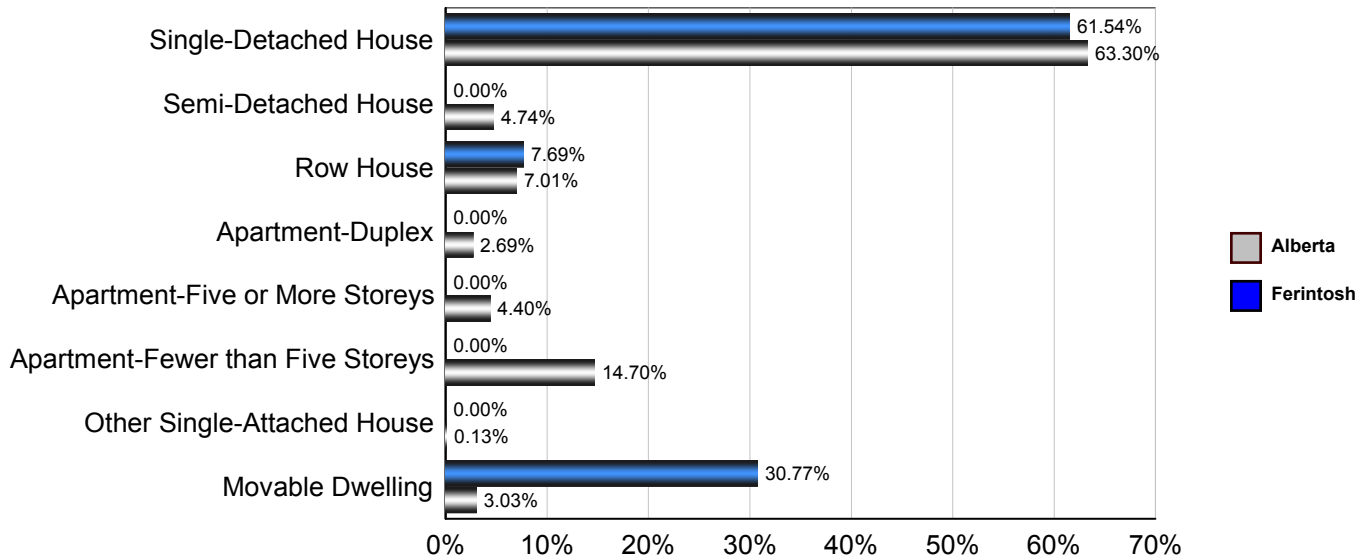
Ferintosh

	1996	2001	2006
Owned	60	70	65
Rented	10	10	0
Band Housing	0	0	0
Total	70	80	65

Source: Statistics Canada 2007.
 Ferintosh, Alberta. 2006 Community Profiles. 2006 Census.
 Statistics Canada Catalogue no. 92-591-XWE. Ottawa. Released March 13, 2007.

Number of Occupied Private Dwellings by Structural Type - Ferintosh

Ferintosh vs Alberta (2006)



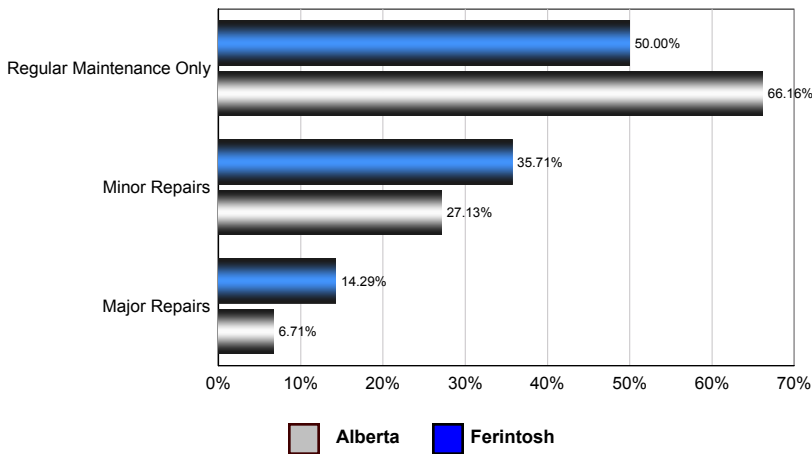
Ferintosh

	1996	2001	2006
Single-Detached House	60	60	40
Semi-Detached House	0	0	0
Row House	0	0	0
Apartment - Duplex	0	0	0
Apartment - Five or More Storeys	0	0	0
Apartment - Fewer than Five Storeys	0	10	0
Other Single-Attached House	0	0	0
Movable Dwelling	0	15	20
Total	60	85	60

Source: Statistics Canada 2007.
 Ferintosh, Alberta. 2006 Community Profiles. 2006 Census.
 Statistics Canada Catalogue no. 92-591-XWE. Ottawa. Released March 13, 2007.

Number of Occupied Private Dwellings by the Condition of Dwelling - Ferintosh

Ferintosh vs Alberta (2006)



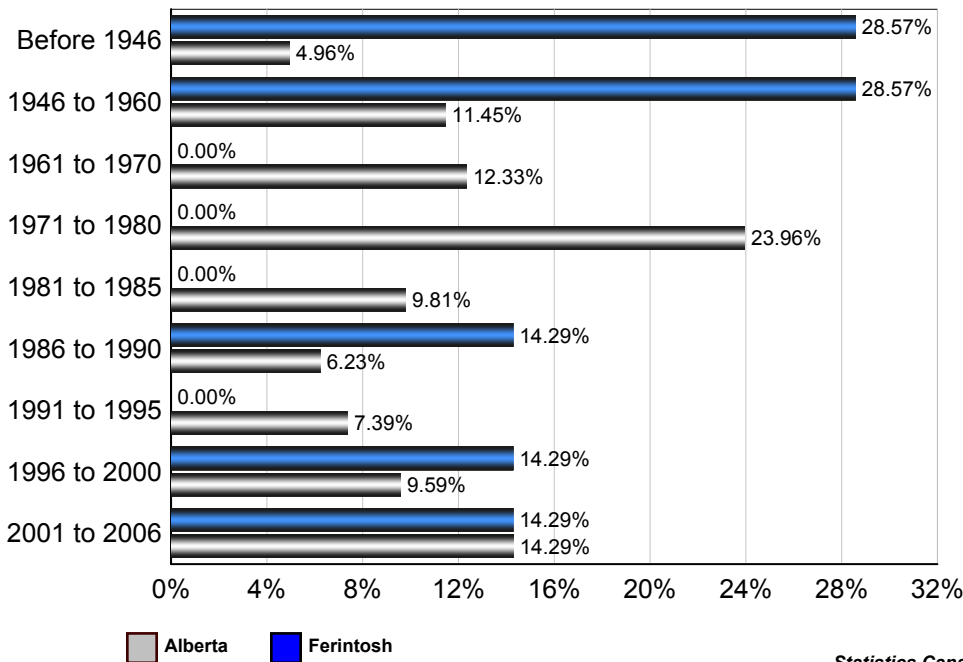
Ferintosh

	1996	2001	2006
Regular Maintenance Only	15	40	35
Minor repairs	35	30	25
Major repairs	10	10	10
Total	60	80	70

Source: Statistics Canada 2007.
 Ferintosh, Alberta. 2006 Community Profiles. 2006 Census.
 Statistics Canada Catalogue no. 92-591-XWE. Ottawa. Released
 March 13, 2007.

Number of Occupied Private Dwellings by Period of Construction - Ferintosh

Ferintosh vs Alberta (2006)



Ferintosh

	2006
Before 1946	20
1946 to 1960	20
1961 to 1970	0
1971 to 1980	0
1981 to 1985	0
1986 to 1990	10
1991 to 1995	0
1996 to 2000	10
2001 to 2006	10
Total	70

Source: Statistics Canada 2007.
 Ferintosh, Alberta. 2006 Community Profiles. 2006 Census.
 Statistics Canada Catalogue no. 92-591-XWE. Ottawa. Released March 13, 2007.

